

Germany: Activation and the Balance of Rights and Obligations

Law of Basic Protection (Minimum Income) for Jobseekers (Social Law II, SGB II)

Sanctions (temporary reduction of benefits), status as of 1 January 2023 (§§ 31 ff.)

Sanctions can be imposed, if obligations according to the law are not met. In all communication clients have to be informed about the consequences of non-compliance with legal obligations.

Reductions of benefits

- first breach of obligations: 10% of monthly allowance (1 month)
- second breach of obligations within 1 year: 20% of monthly allowance (2 months)
- third breach of obligations within 1 year: 30% of monthly allowance (3 months)

Housing allowance is not affected by sanctions.

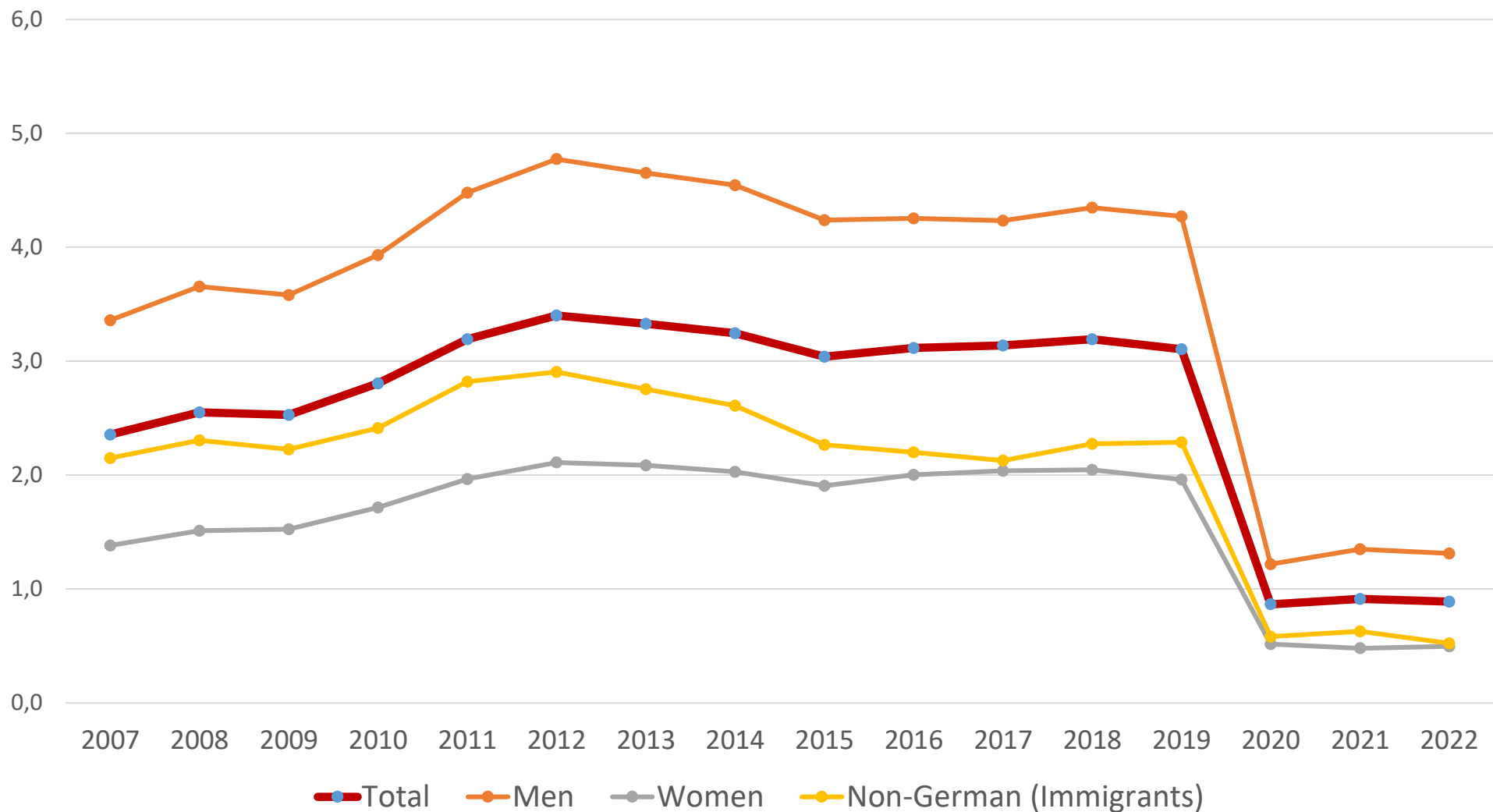
Law of unemployment insurance (Social Law III, SGB III)

Temporary suspension of unemployment benefits (§ 159)

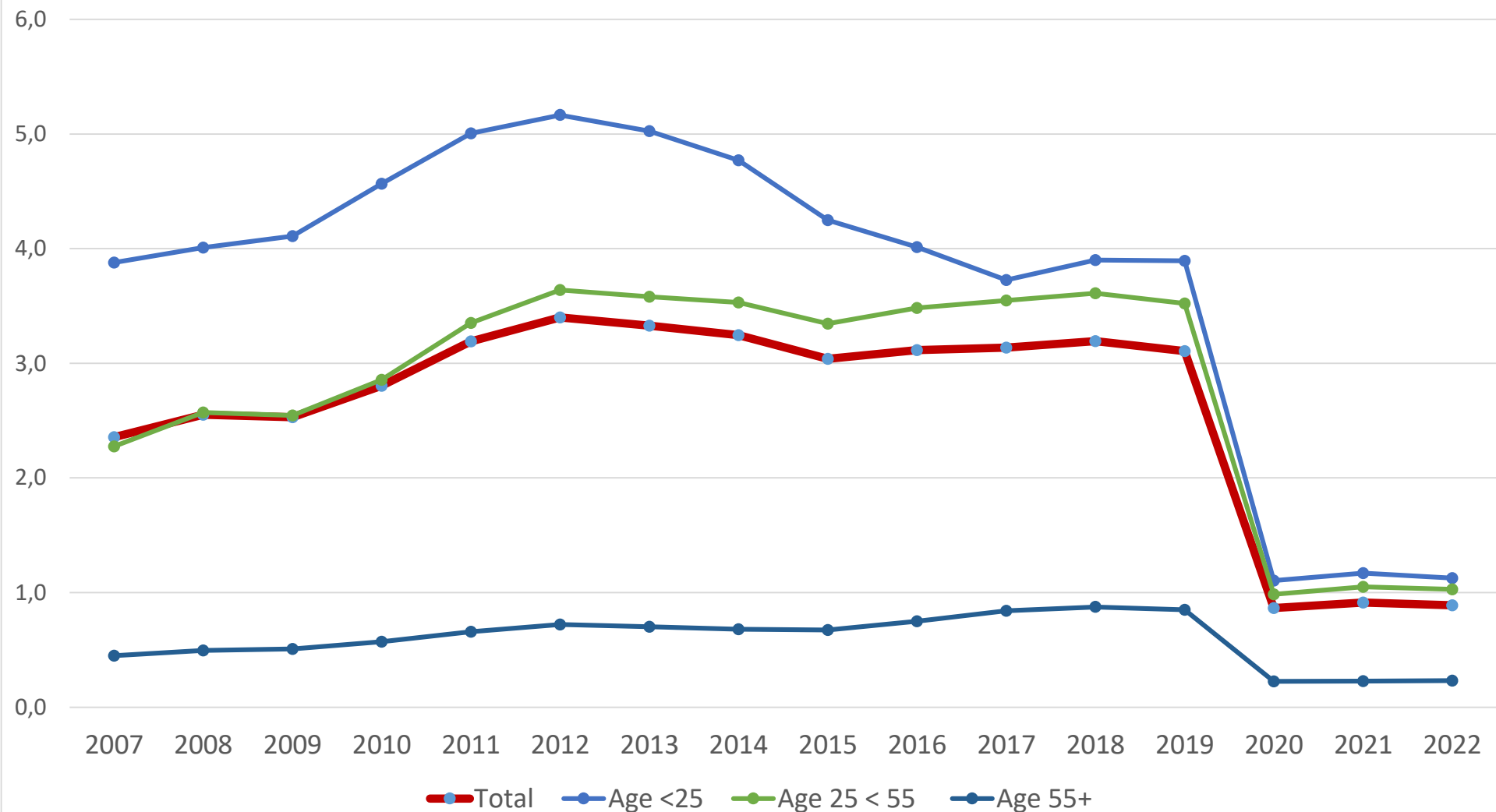
Benefits can be suspended in case of non-compliance with the obligations for recipients of unemployment-benefits, e. g. not registering in time, not showing up for counselling appointments, rejection of job-offers, rejection of training measure.

The duration of the suspension of benefits is between 1 and 12 weeks, depending on the respective breach of obligations.

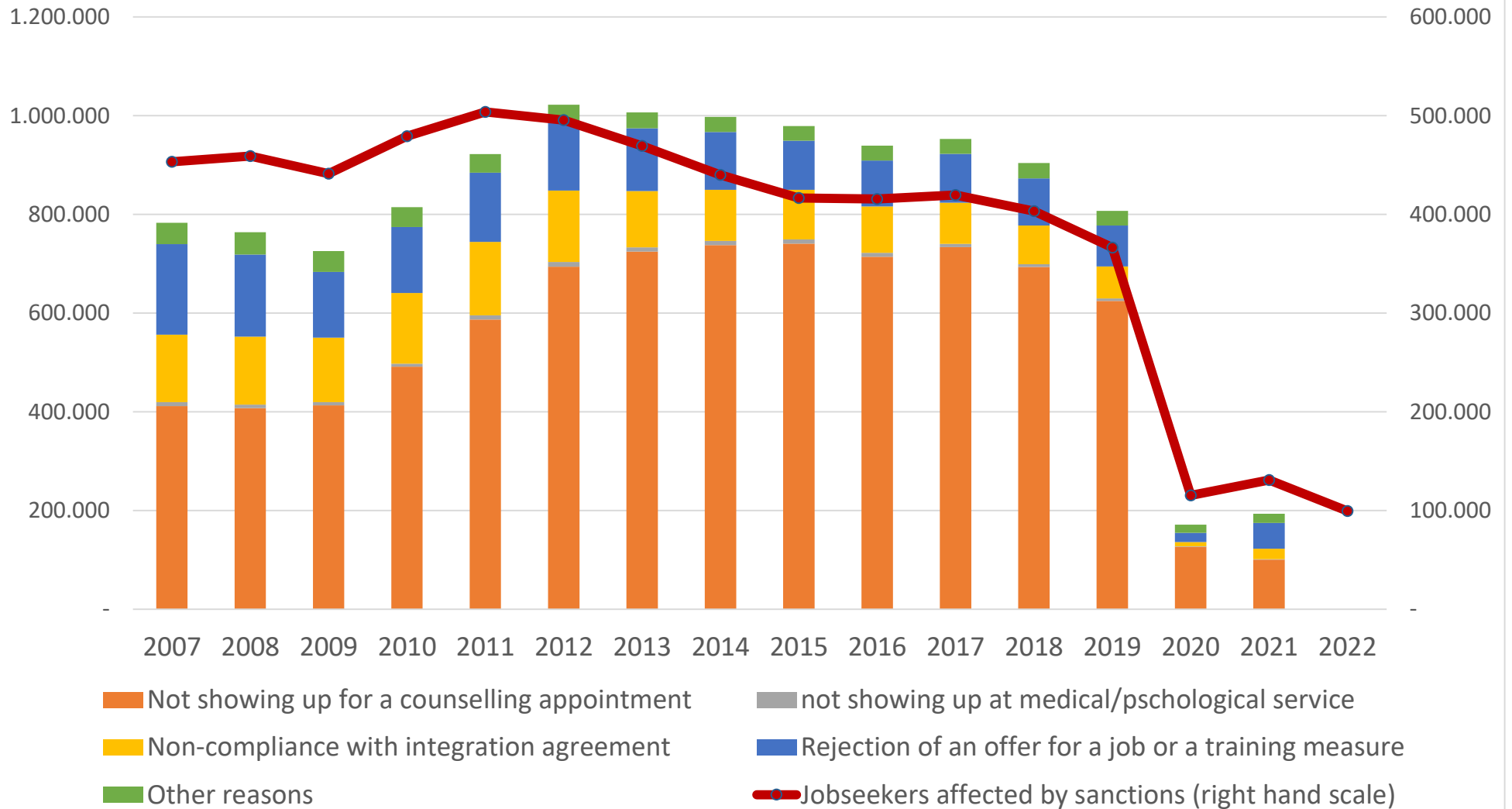
Germany, Unemployment Assistance (SGB II), Sanctions Rate of Jobseekers under Sanction (Yearly Average)



Germany, Unemployment Assistance (SGB II), Sanctions Rate of Jobseekers under Sanction (Yearly Average)



Germany, Unemployment Assistance (SGB II), Newly Imposed Sanctions by Reasons (Year, Cumulative)



Rate of jobseekers under sanction

(as a proportion of all jobseekers (erwerbsfähige Leistungsberechtigte), percent)

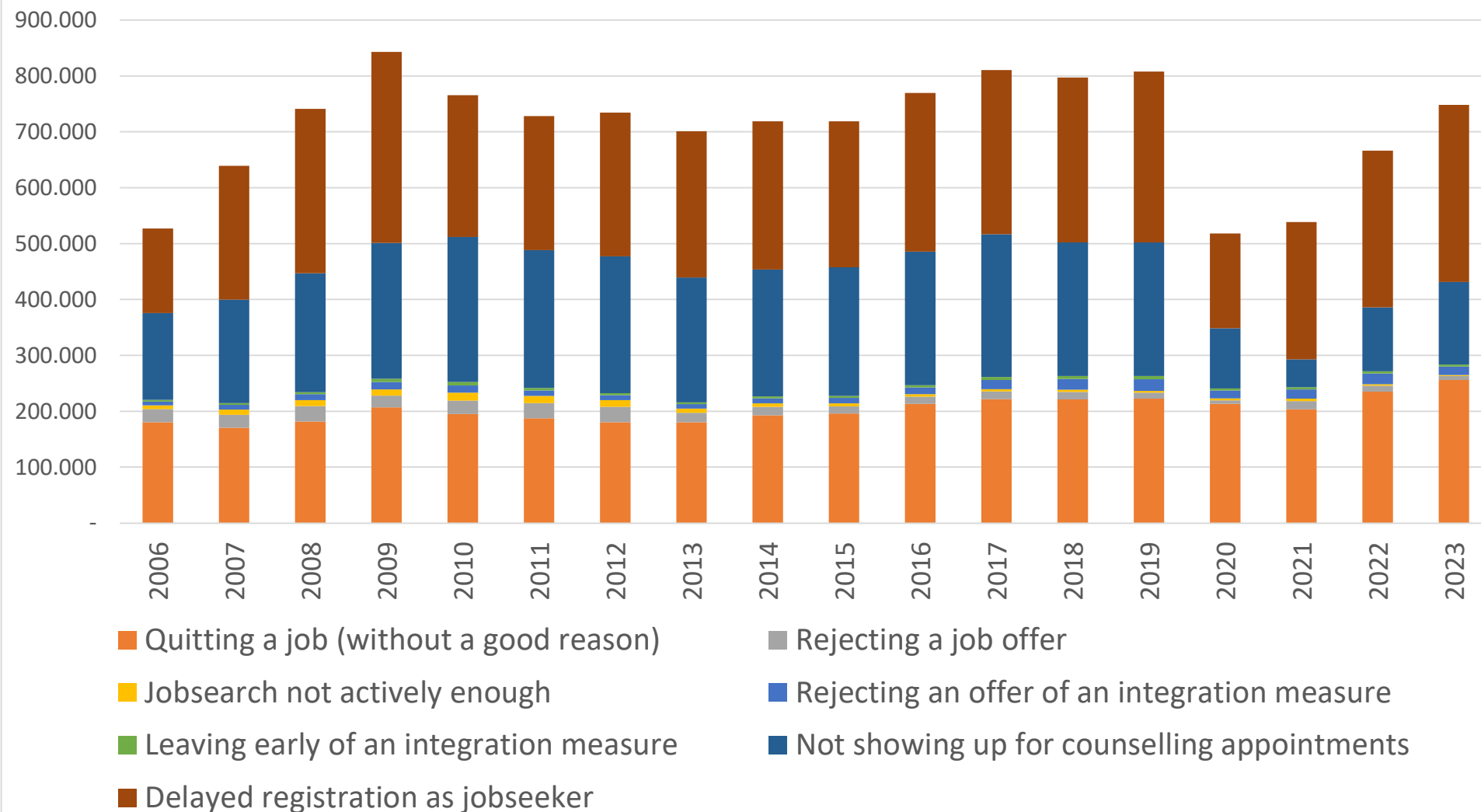
	Total	Men	Women	Non-German (Immigrants)	Age <25	Age 25 < 55	Age 55+
2007	2,4	3,4	1,4	2,1	3,9	2,3	0,4
2008	2,6	3,7	1,5	2,3	4,0	2,6	0,5
2009	2,5	3,6	1,5	2,2	4,1	2,5	0,5
2010	2,8	3,9	1,7	2,4	4,6	2,9	0,6
2011	3,2	4,5	2,0	2,8	5,0	3,4	0,7
2012	3,4	4,8	2,1	2,9	5,2	3,6	0,7
2013	3,3	4,7	2,1	2,8	5,0	3,6	0,7
2014	3,2	4,5	2,0	2,6	4,8	3,5	0,7
2015	3,0	4,2	1,9	2,3	4,2	3,3	0,7
2016	3,1	4,3	2,0	2,2	4,0	3,5	0,7
2017	3,1	4,2	2,0	2,1	3,7	3,5	0,8
2018	3,2	4,3	2,0	2,3	3,9	3,6	0,9
2019	3,1	4,3	2,0	2,3	3,9	3,5	0,8
2020	0,9	1,2	0,5	0,6	1,1	1,0	0,2
2021	0,9	1,3	0,5	0,6	1,2	1,0	0,2
2022	0,9	1,3	0,5	0,5	1,1	1,0	0,2

Newly imposed sanctions by reasons

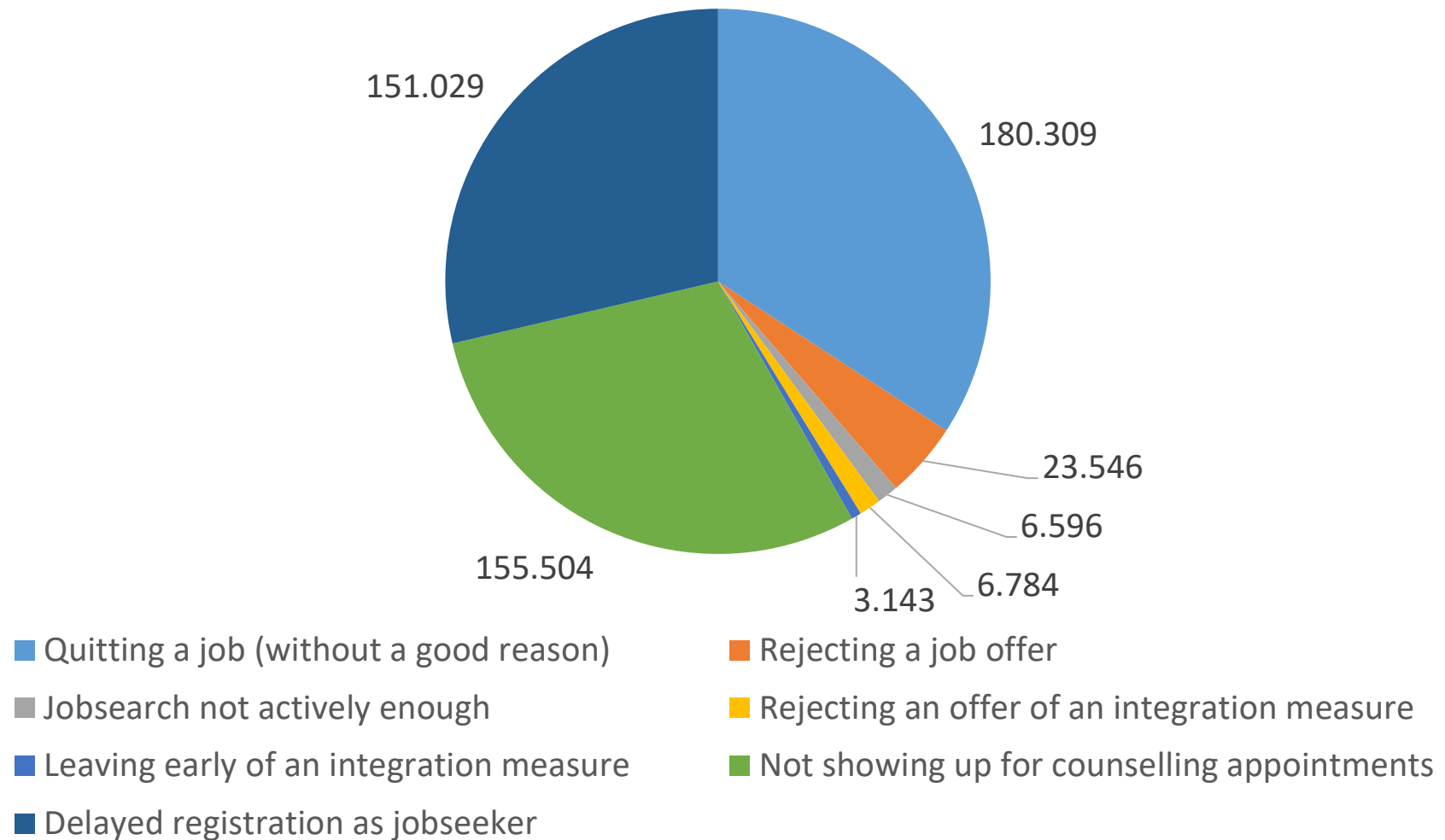
breakdown by reason

	Sanctions imposed (total)	Not showing up for a counselling appointment	not showing up at medical/psychologica l service	Non-compliance with integration agreement	Rejection of an offer for a job or a training measure	Other reasons	Jobseekers affected by sanctions (right hand scale)
2007	782.996	411.437	7.968	136.758	183.430	43.404	453.267
2008	763.604	407.300	7.284	137.574	166.453	44.994	459.088
2009	725.535	413.083	6.533	130.477	133.071	42.369	441.071
2010	814.706	491.132	6.282	143.095	133.563	40.633	479.180
2011	922.203	587.108	8.247	149.051	139.957	37.839	503.872
2012	1.021.921	694.075	9.345	144.766	137.113	36.622	495.357
2013	1.006.489	724.662	8.463	114.168	126.840	32.355	469.322
2014	997.572	737.634	8.743	103.329	117.096	30.770	440.010
2015	978.809	740.486	8.654	100.671	99.462	29.536	416.467
2016	939.133	713.901	8.039	93.921	93.327	29.945	415.513
2017	952.839	733.799	6.446	83.381	98.864	30.349	419.502
2018	903.821	693.195	5.876	78.103	95.616	31.031	403.142
2019	806.811	624.635	4.737	64.987	82.891	29.562	366.237
2020	171.112	126.329	1.065	8.718	18.392	16.607	115.231
2021	193.729	100.576	913	20.989	52.174	18.943	130.960
2022	148.488	X	X	X	X	-	99.571

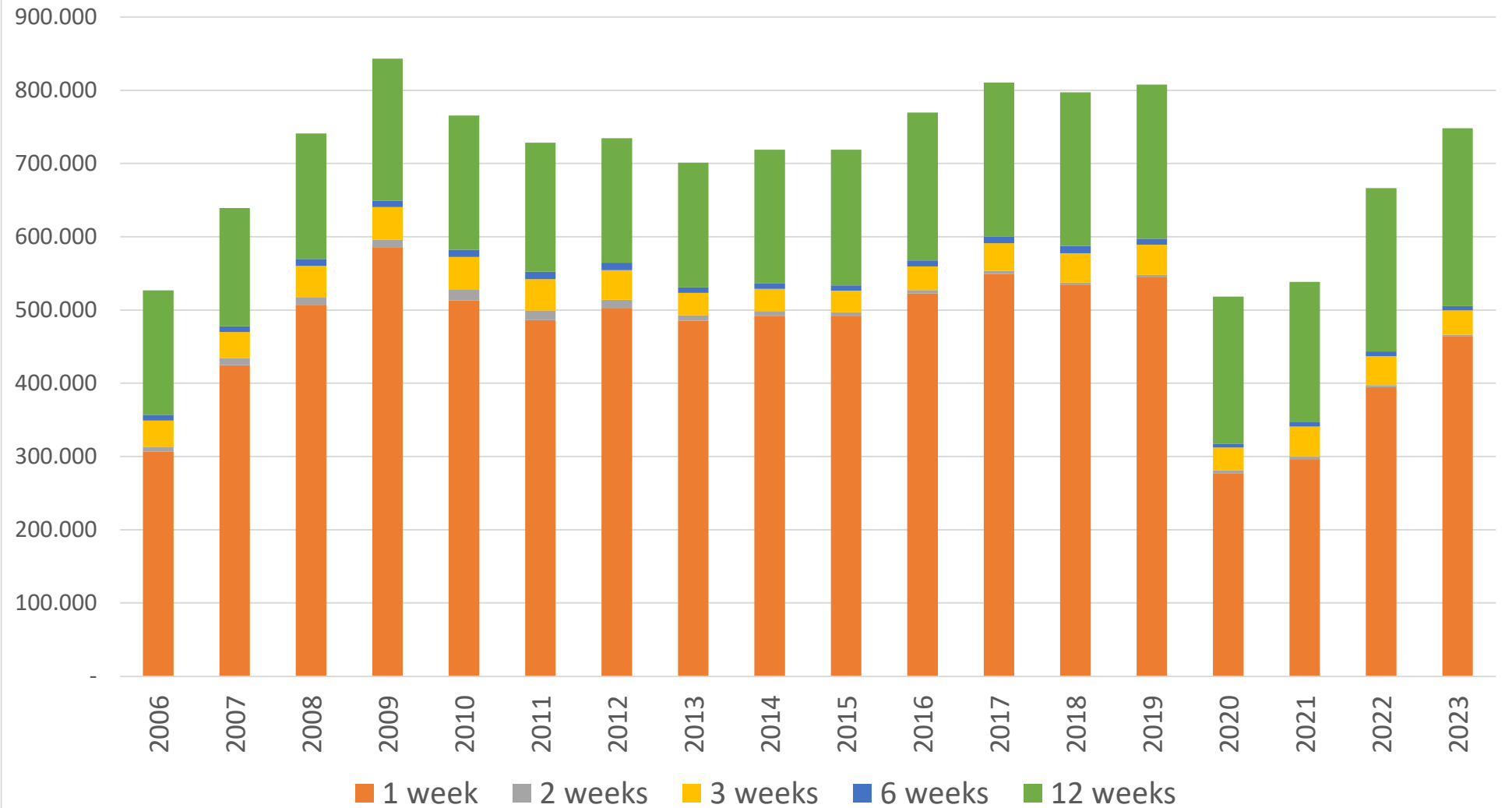
Germany, Unemployment Insurance (SGB III), Suspensions of Benefit-Payment (per Year), Resasons



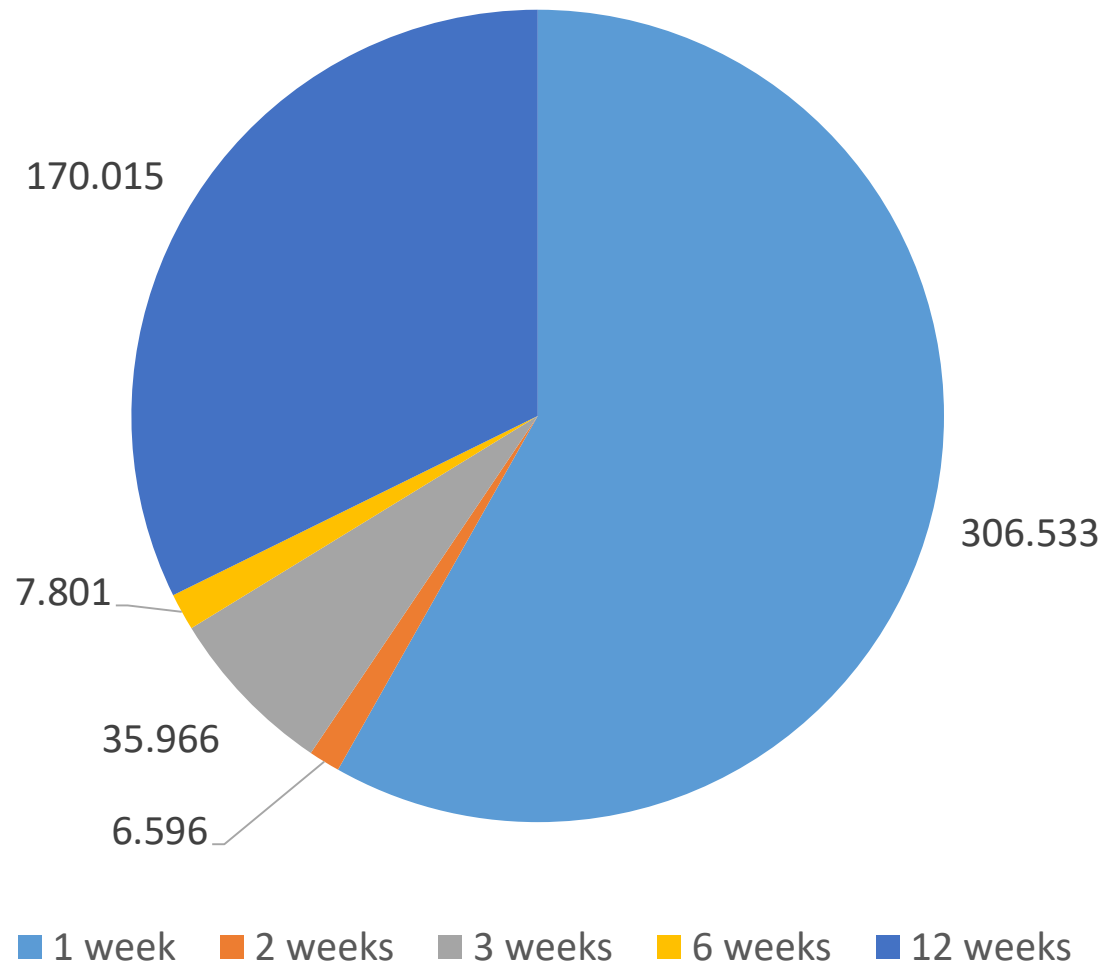
Germany, Unemployment Insurance (SGB III), Suspensions of Benefit-Payment (2023), Reasons



Germany, Unemployment Insurance (SGB III), Suspensions of Benefit-Payment (per Year), Duration



Germany, Unemployment Insurance (SGB III), Suspensions of Benefit-Payment (2023), Duration



	Total	Quitting a job (without a good reason)	Rejecting a job offer	Jobsearch not actively enough	Rejecting an offer of an integration measure	Leaving early of an integration measure	Not showing up for counselling appointments	Delayed registration as jobseeker
2006	526.911	180.309	23.546	6.596	6.784	3.143	155.504	151.029
2007	639.222	170.654	23.107	9.427	8.139	3.152	185.284	239.459
2008	741.115	181.824	27.409	10.507	10.709	3.522	213.129	294.015
2009	843.092	206.927	21.057	10.889	13.754	5.502	242.871	342.092
2010	765.497	194.943	24.167	14.389	12.585	6.294	259.309	253.810
2011	728.223	187.443	26.966	13.027	9.862	4.641	246.539	239.745
2012	734.557	180.396	27.597	11.881	8.788	3.853	244.677	257.365
2013	701.063	180.170	17.072	7.468	7.974	3.280	223.370	261.729
2014	718.704	192.854	15.135	6.263	8.714	3.546	226.884	265.308
2015	718.813	195.740	12.889	5.434	9.668	3.849	229.883	261.350
2016	769.480	213.205	12.771	4.447	12.049	4.349	238.674	283.985
2017	810.429	221.745	13.958	3.918	16.275	5.252	255.621	293.660
2018	797.066	221.108	13.709	3.589	19.182	5.649	238.854	294.975
2019	807.767	222.824	10.620	3.116	20.630	5.933	238.959	305.685
2020	518.144	213.343	6.315	3.508	13.905	3.784	107.540	169.749
2021	538.436	203.471	14.865	4.247	16.658	3.621	50.121	245.453
2022	666.317	234.944	10.642	2.611	19.292	4.069	114.401	280.358
2023	748.082	256.089	7.073	1.653	15.162	3.664	147.839	316.602

	Total	1 week	2 weeks	3 weeks	6 weeks	12 weeks
2006	526.911	306.533	6.596	35.966	7.801	170.015
2007	639.222	424.743	9.427	35.596	7.988	161.468
2008	741.115	507.144	10.507	42.480	9.493	171.491
2009	843.092	584.963	10.889	44.585	8.930	193.725
2010	765.497	513.119	14.389	44.989	9.859	183.141
2011	728.223	486.284	13.027	42.705	10.406	175.801
2012	734.557	502.042	11.881	40.398	10.288	169.948
2013	701.063	485.099	7.468	30.690	7.766	170.040
2014	718.704	492.192	6.263	30.430	7.740	182.079
2015	718.813	491.233	5.434	29.627	7.457	185.062
2016	769.480	522.659	4.447	32.451	8.134	201.789
2017	810.429	549.281	3.918	37.810	9.122	210.298
2018	797.066	533.829	3.589	40.019	9.929	209.700
2019	807.767	544.644	3.116	41.489	8.188	210.330
2020	518.144	277.289	3.508	31.562	4.699	201.086
2021	538.436	295.574	4.247	41.198	5.796	191.621
2022	666.317	394.759	2.611	39.478	6.594	222.875
2023	748.082	464.441	1.653	33.544	5.796	242.648